



NAME OF THE ISSUER: G. K. P. PRINTING & PACKAGING LIMITED

Sr. No	Particulars	Remarks																	
1	Type of issue (IPO/FPO)	Initial Public Offer (IPO) on SME Platform																	
2	Issue size (Rs Crore)	Rs. 6.57Cr.																	
3	Grade of issue along with name of the rating agency	Not Applicable (As the issue is being made in terms of Chapter IX of the SEBI (ICDR) Regulations, 2018.)																	
4	Subscription level (number of times). If the issue was undersubscribed, please clarify how the funds were arranged.	Issue was oversubscribed by 1.455 times (after technical rejections)																	
5	QIB holding (as a % of total outstanding capital) as disclosed to stock exchanges (See Regulation 31 of the SEBI Listing Obligations & Disclosure Requirements), 2015)																		
	a) allotment in the issue	NA																	
	b) at the end of the 1 st Quarter immediately after the Listing of the Issue	NIL																	
	c) at the end of 1 st FY	NIL																	
	d) at the end of 2 nd FY	NIL																	
	e) at the end of 3 rd FY	NIL																	
6	Financials of the issuer (as per the annual financial results submitted to stock exchanges under Clause 41 of the listing agreement)	(Rs. in Crores)																	
		<table border="1"> <thead> <tr> <th>Parameters</th> <th>1st FY</th> <th>2nd FY</th> <th>3rd FY</th> </tr> </thead> <tbody> <tr> <td>Income from operations</td> <td align="center">26.63</td> <td align="center">29.26</td> <td rowspan="4">Will be updated at the end of 3rd FY</td> </tr> <tr> <td>Net Profit for the period</td> <td align="center">0.76</td> <td align="center">0.78</td> </tr> <tr> <td>Paid-up equity share capital</td> <td align="center">7.33</td> <td align="center">7.33</td> </tr> <tr> <td>Reserves excluding revaluation reserves</td> <td align="center">13.65</td> <td align="center">14.43</td> </tr> </tbody> </table>	Parameters	1 st FY	2 nd FY	3 rd FY	Income from operations	26.63	29.26	Will be updated at the end of 3 rd FY	Net Profit for the period	0.76	0.78	Paid-up equity share capital	7.33	7.33	Reserves excluding revaluation reserves	13.65	14.43
Parameters	1 st FY	2 nd FY	3 rd FY																
Income from operations	26.63	29.26	Will be updated at the end of 3 rd FY																
Net Profit for the period	0.76	0.78																	
Paid-up equity share capital	7.33	7.33																	
Reserves excluding revaluation reserves	13.65	14.43																	
7	Trading status in the scrip of the issuer (whether frequently traded (as defined under Regulation 2 (j) of SEBI (SAST) Regulations, 2011) or: infrequently traded/ delisted/ suspended by any stock exchange, etc.)																		
	a) at the end of 1 st FY	Frequently traded																	
	b) at the end of 2 nd FY	Frequently traded																	
	c) at the end of 3 rd FY	Will be updated at the end of 3 rd FY																	
8	Change, if any, in directors of issuer from the disclosures in the offer document (See regulation 68 and Schedule III of the SEBI (Listing Obligations & Disclosure Requirements), 2015)																		
	a) at the end of 1 st FY	N.A.																	
	b) at the end of 2 nd FY	N.A.																	
	c) at the end of 3 rd FY	Will be updated at the end of 3 rd FY																	



9	Status of implementation of project/ commencement of commercial production (as submitted to stock exchanges under Regulation 32 of the SEBI (Listing Obligations & Disclosure Requirements) ,2015)																
	a) as disclosed in the Offer Documents	NA															
	b) Actual Implementation	NA															
	c) Reason for delay in Implementation, if any	NA															
10	Status of utilization of issue proceeds (as submitted to stock exchanges under (as submitted to stock exchanges under Regulation 32 of the SEBI (Listing Obligations & Disclosure Requirements) ,2015)																
	a) as disclosed in the Offer Documents	<table border="1"> <thead> <tr> <th>Sr. no.</th> <th>Particulars</th> <th>Amount in Lakhs</th> </tr> </thead> <tbody> <tr> <td>1</td> <td>Working Capital Requirement</td> <td>441.00</td> </tr> <tr> <td>2</td> <td>General Corporate Purposes</td> <td>146.92</td> </tr> <tr> <td>3</td> <td>Issues Expenses</td> <td>70.00</td> </tr> <tr> <td></td> <td>Total</td> <td>657.92</td> </tr> </tbody> </table>	Sr. no.	Particulars	Amount in Lakhs	1	Working Capital Requirement	441.00	2	General Corporate Purposes	146.92	3	Issues Expenses	70.00		Total	657.92
Sr. no.	Particulars	Amount in Lakhs															
1	Working Capital Requirement	441.00															
2	General Corporate Purposes	146.92															
3	Issues Expenses	70.00															
	Total	657.92															
	b) Actual Utilization	The issuer has informed the exchange vide its filing dt 23.10.2019 under Regulation 32 of SEBI (LODR),2015 that issue proceeds has been utilized in accordance with stated objects of the issue as disclosed in offer documents and there is no deviations.															
	c) Reason for deviation, if any	NA															
11	Comments of monitoring agency, if applicable (See Regulation 262 of SEBI (ICDR) Regulations, 2018).																
		NA															
12	Price Related Data																
	Issue Price (Rs.)	Rs. 32/-															


Price parameters	At close of listing day	At close of 30th calendar day from listing day	At close of 90th calendar day from listing day	As at the end of 1st FY after the listing of the issue			As at the end of 2nd FY after the listing of the issue			As at the end of 3rd FY after the listing of the issue		
				Closing price	High (during the FY)	Low (during the FY)	Closing price	High (during the FY)	Low (during the FY)	Closing price	High (during the FY)	Low (during the FY)
Market Price	35.00	46.00	36.50	27.90	50.00	17.60	30.00	44.95	20.70	NA	NA	NA



Index (of the Designated Stock Exchange): SENSEX	37,789.13	39,615.90	36,976.85	29,468.49	42,273.87	25,638.90	49,509.15	52,516.76	27,500.79	NA	NA	NA
Sectorial Index (mention the index that has been considered and reasons for considering the same): NA	NA	NA	NA	NA	NA	NA	NA	NA	NA	NA	NA	NA

13	Basis for Issue Price and Comparison with Peer Group & Industry Average (Source of accounting ratios of peer group and industry average may be indicated; source of the accounting ratios may generally be the same, however in case of different sources, reasons or the same may be indicated):
----	---------------------------------------------------------------------------------------------------------------------------------------------------------------------------------------------------------------------------------------------------------------------------------------------------

Accounting ratio	Name of company	As disclosed in the offer document (See Clause (9) (k) of Schedule VI to SEBI (ICDR) Regulations, 2018)	At the end of 1st FY [*] , **	At the end of 2nd FY	At the end of 3rd FY
Basic EPS	Issuer (Basic)	6.29	1.07	1.09	Will be updated at the end of 3 rd FY
	Issuer (Diluted)	6.29	1.07	1.09	
	Peer Group:				
Worth Peripherals Limited**	5.40	8.89	10.15		
P/E (On basic EPS)	Issuer	5.09	26.07	27.52	
	Issuer (Diluted)	5.09	26.07	27.52	
	Peer Group:				



	Worth Peripherals Limited	13.33	4.61	4.67	
RoNW (%)	Issuer	34.97%	3.63%	3.58%	
	Peer Group:				
	Worth Peripherals Limited	11.23%	15.30%	16.87%	
NAV per Share	Issuer:	15.38	28.61	29.68	
	Peer Group:				
	Worth Peripherals Limited	41.82	57.98	67.96	
14	Any other material information	NA			

Notes: Since the shares of company were listed on May 08, 2019.

**We have considered March 31, 2020 as the 1st Financial Year and Financials considered from the Website of the Company: www.gkpl.in*

***March 31, 2021 considered as the 2nd Financial Year.*

****March 31, 2022 considered as the 3rd Financial Year.*

*** Closing Price date considered March 31, 2020 & March 31, 2021 for calculating the P/E ratio is taken from the BSE SME Website.*

****If the Scrips do not trade on the March 31, 2020, then the Preceding date is considered for calculating the P/E ratio.*

Date: November 15, 2021

